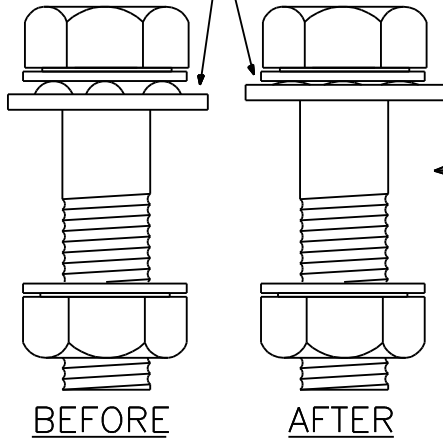


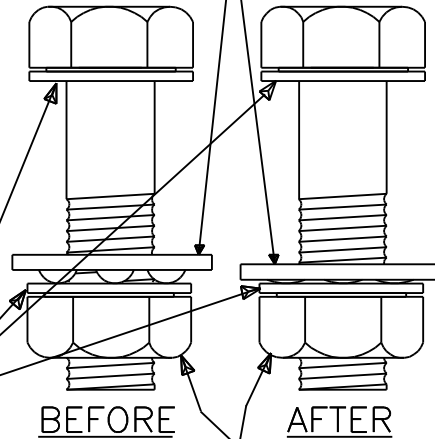
POSITION DTI UNDER BOLT HEAD WITH FLAT WASHER BETWEEN



POSITION DTI ON NUT END

← OR →

HARD FLAT WASHERS (OPTIONAL)

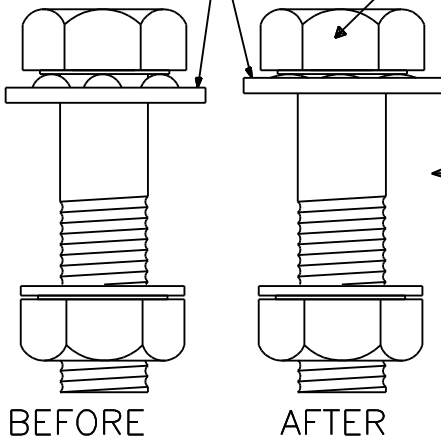


HOLD NUT FROM ROTATING, IF FLAT WASHER IS NOT USED

TURN BOLT HEAD TO TIGHTEN BOLT

POSITION DTI UNDER BOLT HEAD

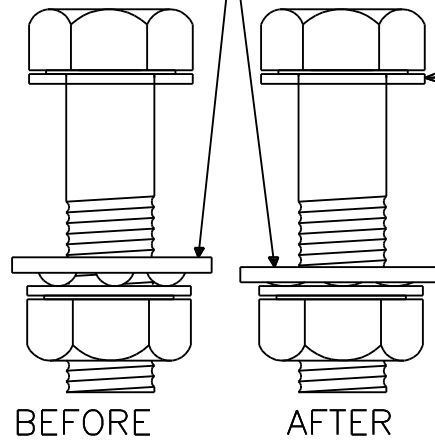
HOLD HEAD FROM ROTATING



POSITION DTI UNDER FLAT WASHER ON NUT END

FLAT F436 WASHER MAY BE REQUIRED

← OR →



TURN NUT TO TIGHTEN BOLT