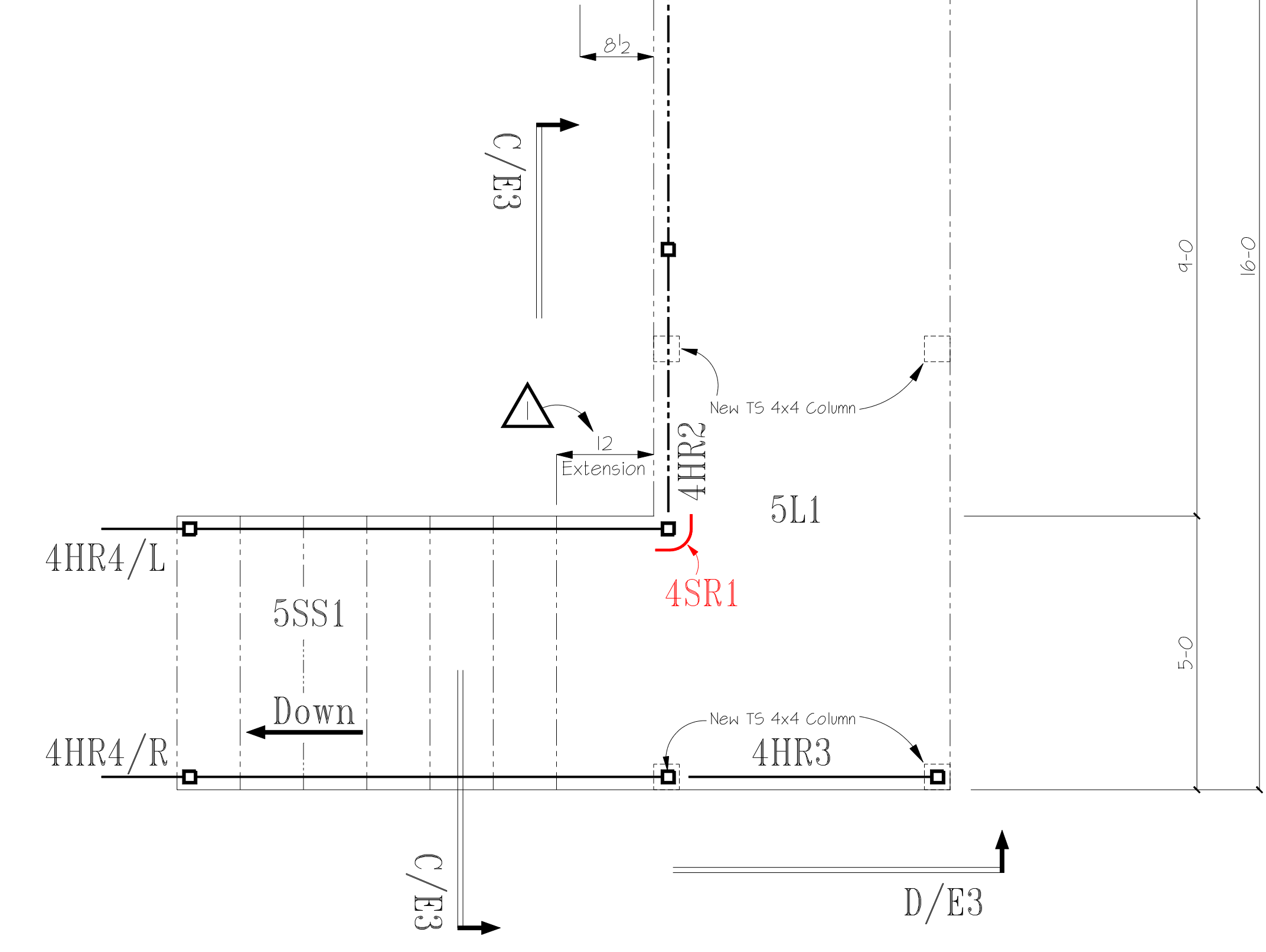
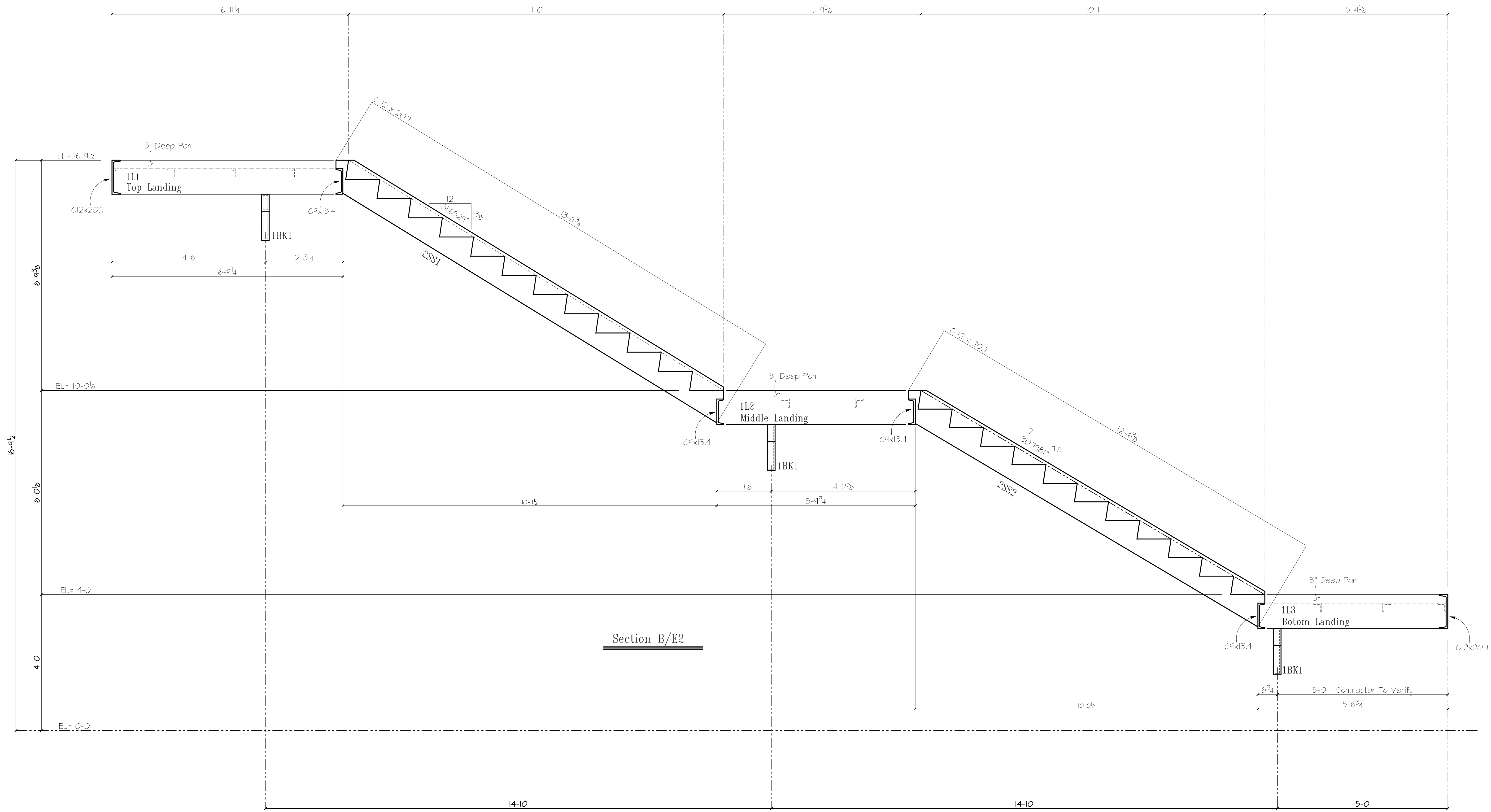


Section A/E1 Section As/E1

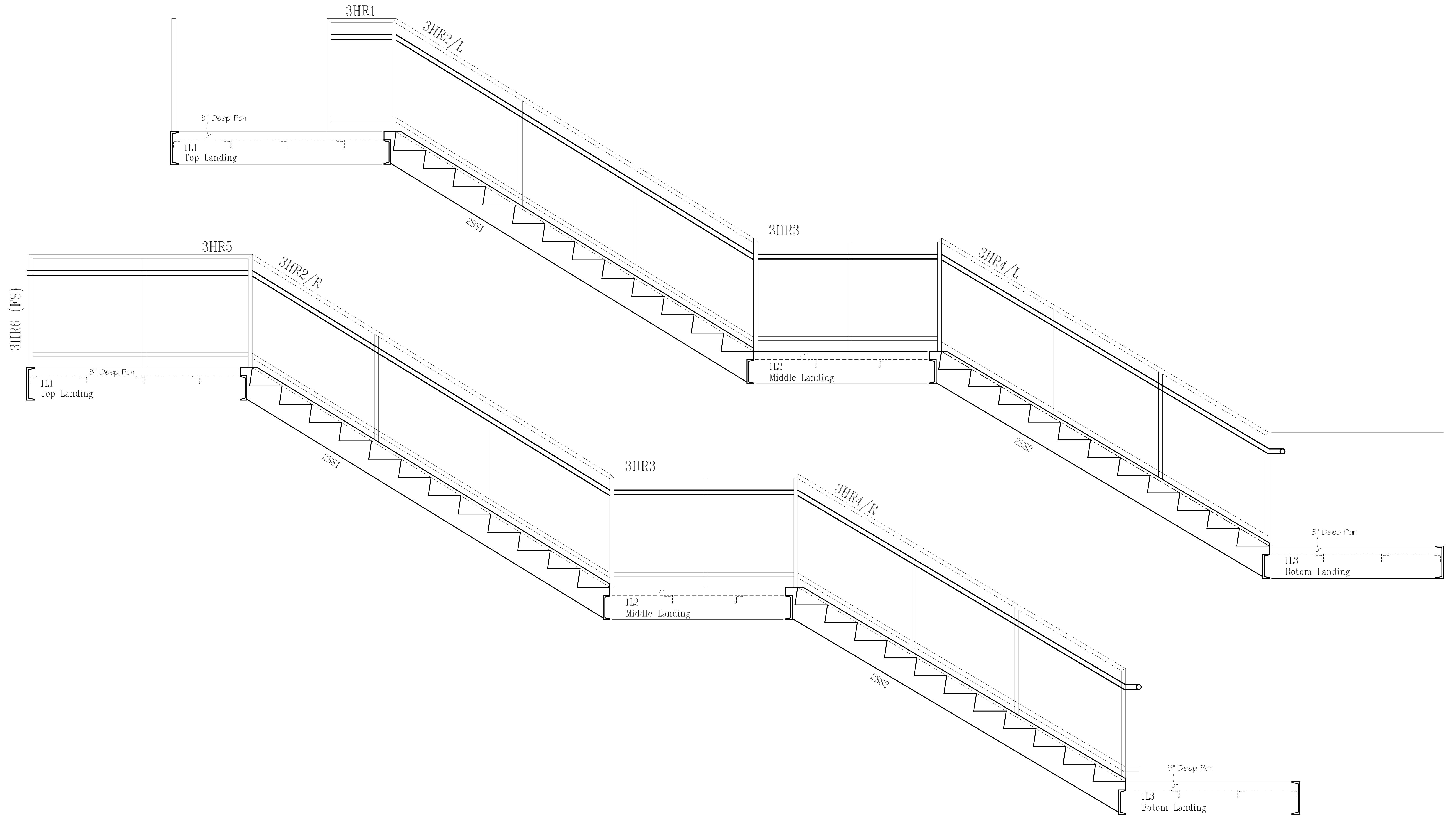


- DESCRIPTION OF REVISIONS MADE TO DRAWING -		MATERIAL GRADE SHELL BE <u>A36</u> U.N.O.		- Texas Steel Detailers -	
1	Added 12" Extension To Lower Stringer	7-3-09	WF SHAPES <u>A992</u> TUBES <u>A500</u>	DETAILS OF <u>Framing Plan</u>	
2			CHANNELS <u>A992</u> PIPES <u>A501 or A53</u>	CUSTOMER _____	
3			COATING <u>One 5/C Red Oxide Primer</u>	ENGINEER _____	
	REVISION DESCRIPTION	DATE	MADE BY	CHK BY	SHOPED
	REF DWG <u>S1 S6</u>				
			13/16" ^Ø OPEN HOLE	1/4" FILLETS	E700XX ELECTRODES
	APPROVAL	6-23-09	TO SHOP	?	
	DETAIL	Dg	6-18-09	JOB #	Abel
	CHK.R	tsd	6-23-09	SHEET #	E1



Section B/E2

- DESCRIPTION OF REVISIONS MADE TO DRAWING -		MATERIAL GRADE SHELL BE <u>A36</u> U.N.O.		- Texas Steel Detailers -	
1		WF SHAPES <u>A992</u>	TUBES <u>A500</u>	DETAILS OF Framing Plan	
2		CHANNELS <u>A992</u>	PIPES <u>A501 or A53</u>	CUSTOMER _____	
3		COATING <u>One S/C Red Oxide Primer</u>		ENGINEER _____	
REVISION DESCRIPTION _____ DATE _____ MADE BY _____ CHK BY _____ SHOPED _____		13/16" ^Ø OPEN HOLE		PROJECT _____	
REF DWG <u>S1 56</u>		1/4" FILLETS		LOCATION _____	
APPROVAL <u>6-23-09</u> TO SHOP _____ ?		E700XX ELECTRODES		DETAIL Dg <u>6-18-09</u>	
		APPROVAL <u>6-23-09</u> CHK.R <u>tsd</u>		JOB # _____ SHEET # _____	
				Abel E2	



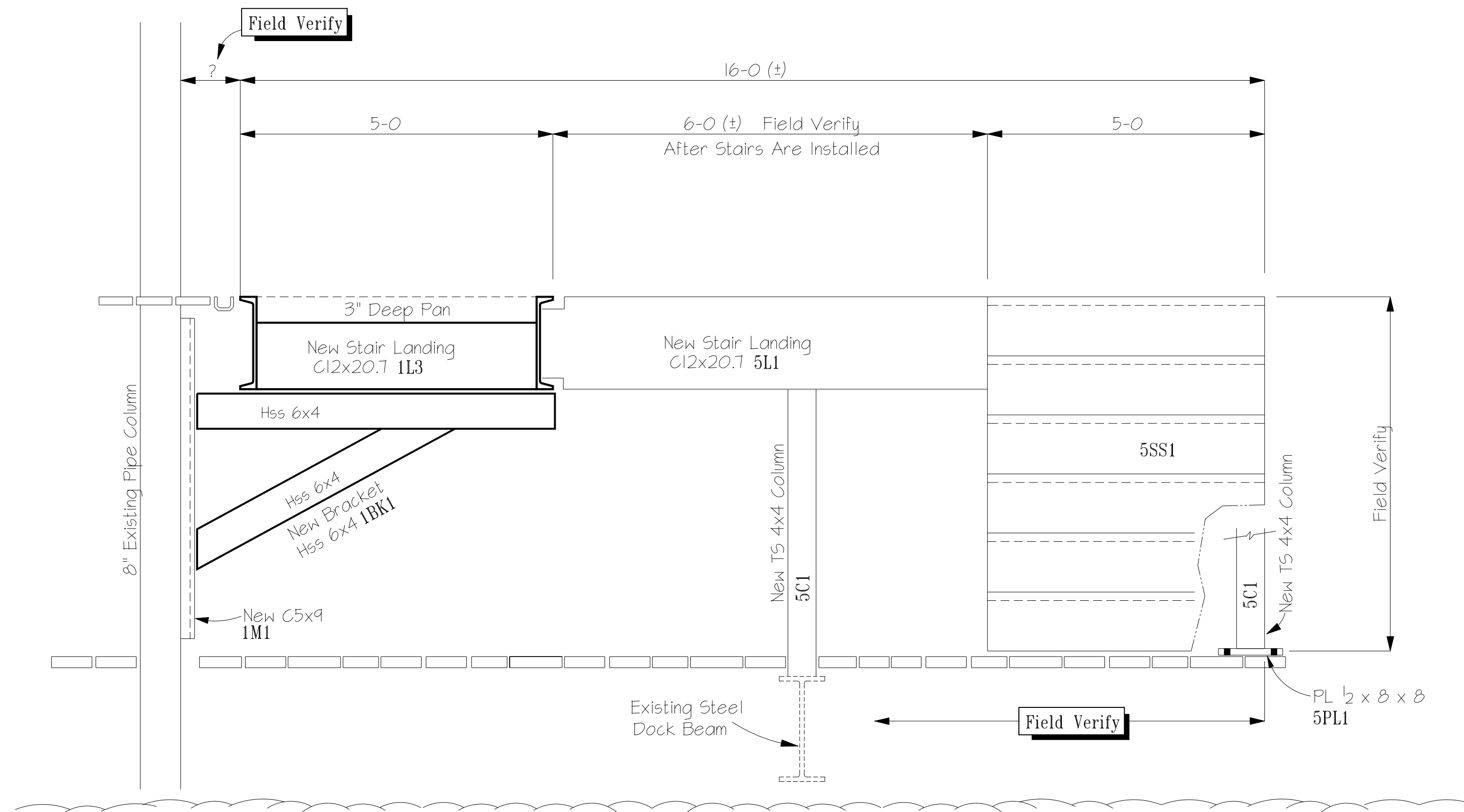
- DESCRIPTION OF REVISIONS MADE TO DRAWING -

1					
2					
3					
	REVISION DESCRIPTION	DATE	MADE BY	CHK BY	SHOPED
	REF DWG S1 56				

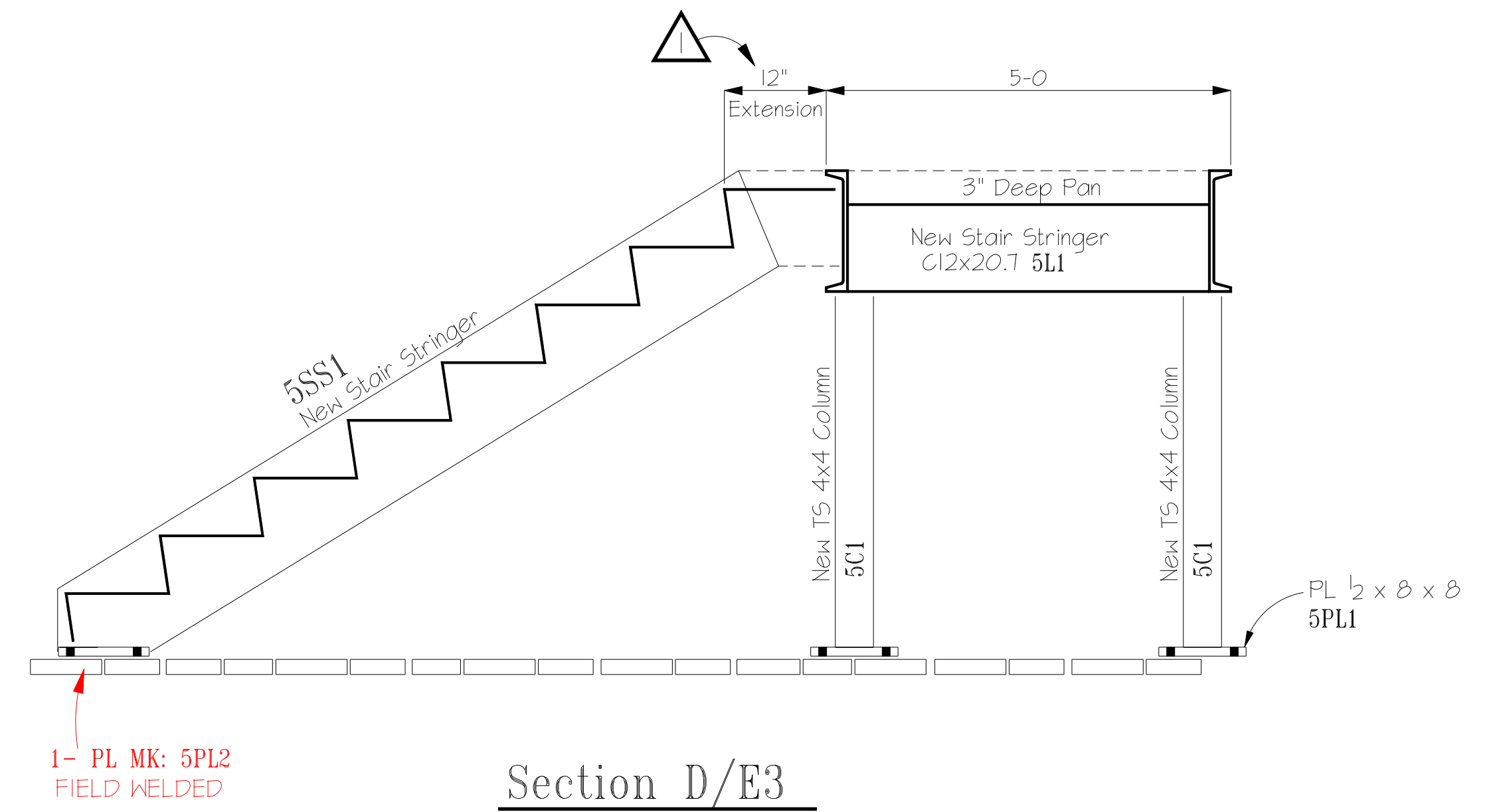
MATERIAL GRADE	SHELL BE	A36	U.N.O.
WF SHAPES	A992	TUBES	A500
CHANNELS	A992	PIPES	A501 or A53
COATING One S/C Red Oxide Primer			
13/16"	1/4"	E700XX	
OPEN HOLE	FILLETs	ELECTRODES	
APPROVAL	6-23-09	TO SHOP	?

- Texas Steel Detailers -

DETAILS OF Framing Plan		
CUSTOMER		
ENGINEER		
PROJECT		
LOCATION		
DETAIL	Dg 6-18-09	JOB #
CHK.R	tsd 6-23-09	Abel
		SHEET #
		E3



Section C/E3



Section D/E3

- DESCRIPTION OF REVISIONS MADE TO DRAWING -			MATERIAL GRADE SHELL BE <u>A36</u> U.N.O.		- Texas Steel Detailers -	
1	Added 12" Extension To Lower Stringer	7-3-09	WF SHAPES <u>A992</u>	TUBES <u>A500</u>	DETAILS OF Framing Plan	
2			CHANNELS <u>A992</u>	PIPES <u>A501 or A53</u>	CUSTOMER _____	
3			COATING <u>One S/C Red Oxide Primer</u>			ENGINEER _____
	REVISION DESCRIPTION	DATE	MADE BY	CHK BY	SHOPED	PROJECT _____
	REF DWG <u>SI 56</u>					LOCATION _____
						Rev 1
						DETAIL <u>Dg</u> <u>6-18-09</u>
						JOB # _____
						Abel
						SHEET # _____
						E4
						CHK.R <u>tsd</u> <u>6-23-09</u>
						APPROVAL <u>6-23-09</u> TO SHOP _____ ?