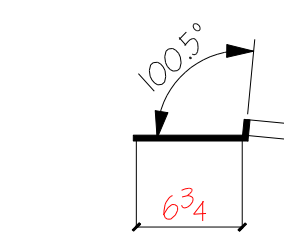
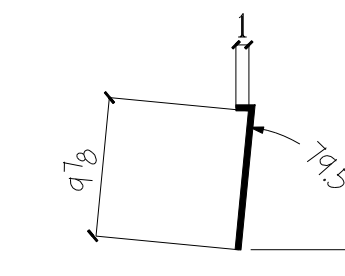


Detail of Bent PL pa40
(10 - Req'd) Per Each 40SW1



Detail of Bent PL pb40
(1 - Req'd) Per Each 40SW1

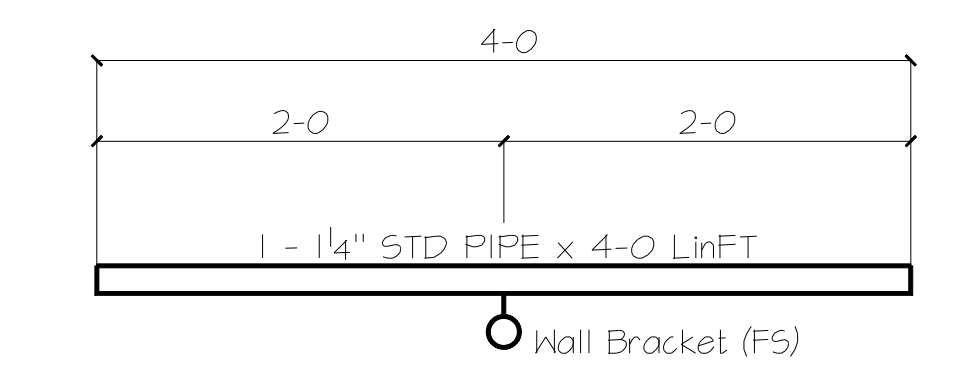
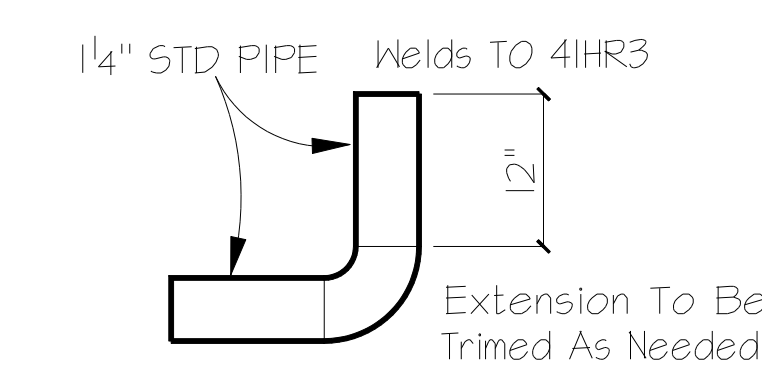
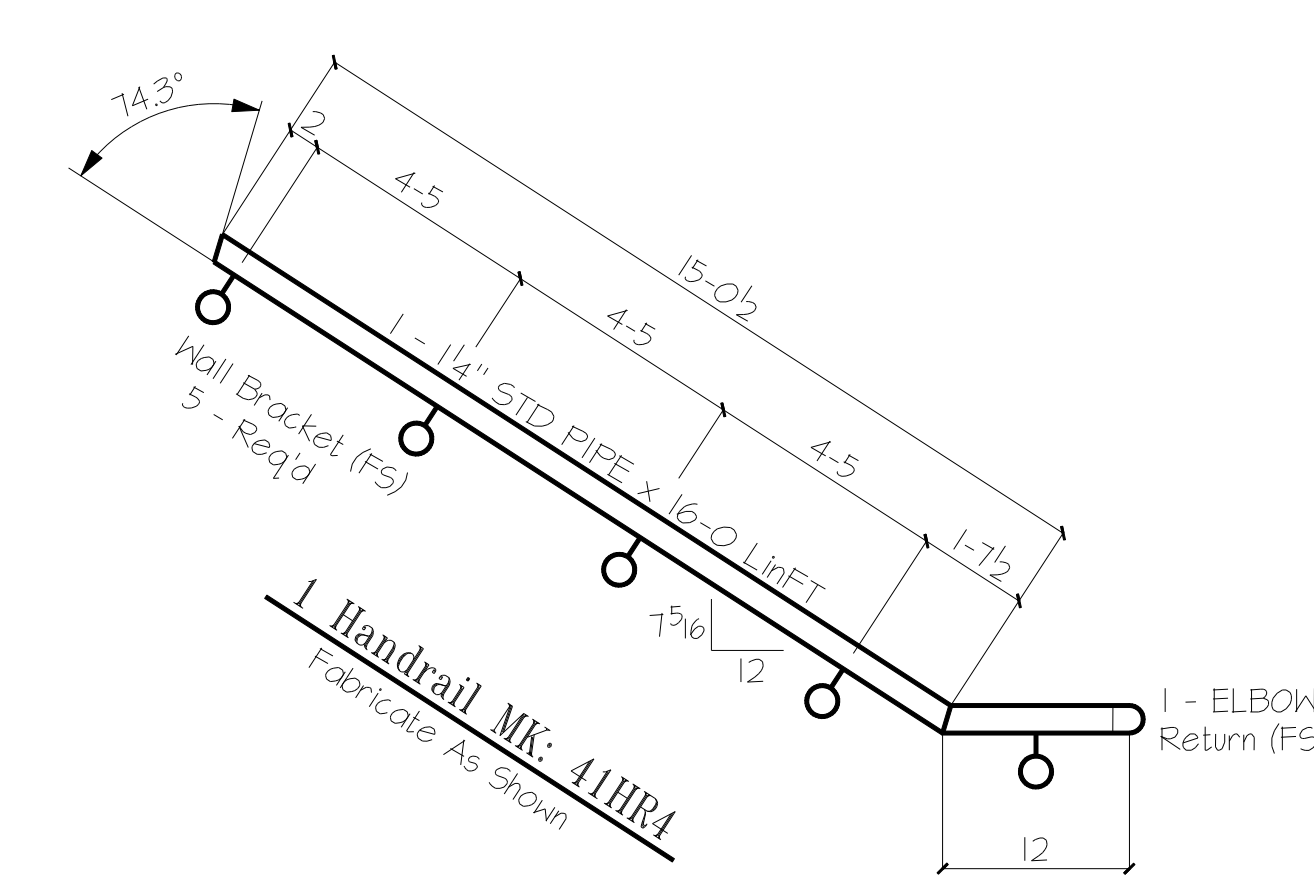
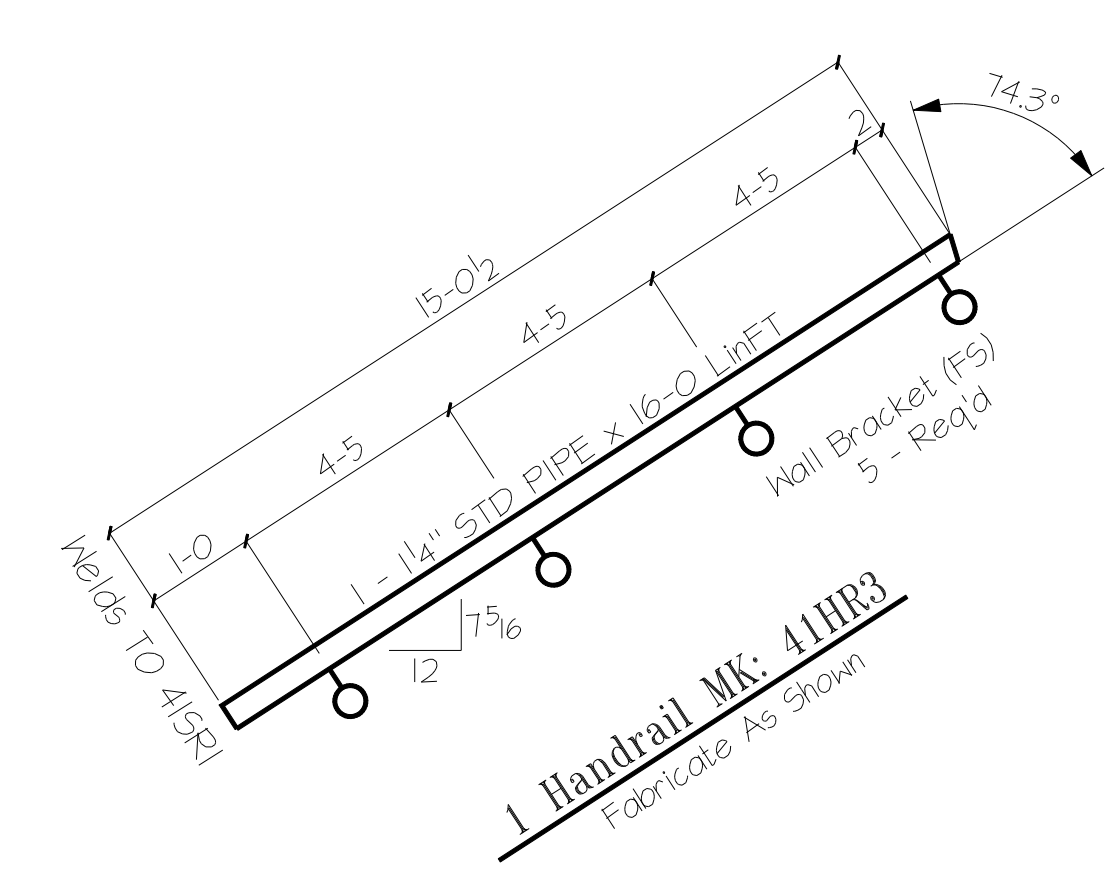
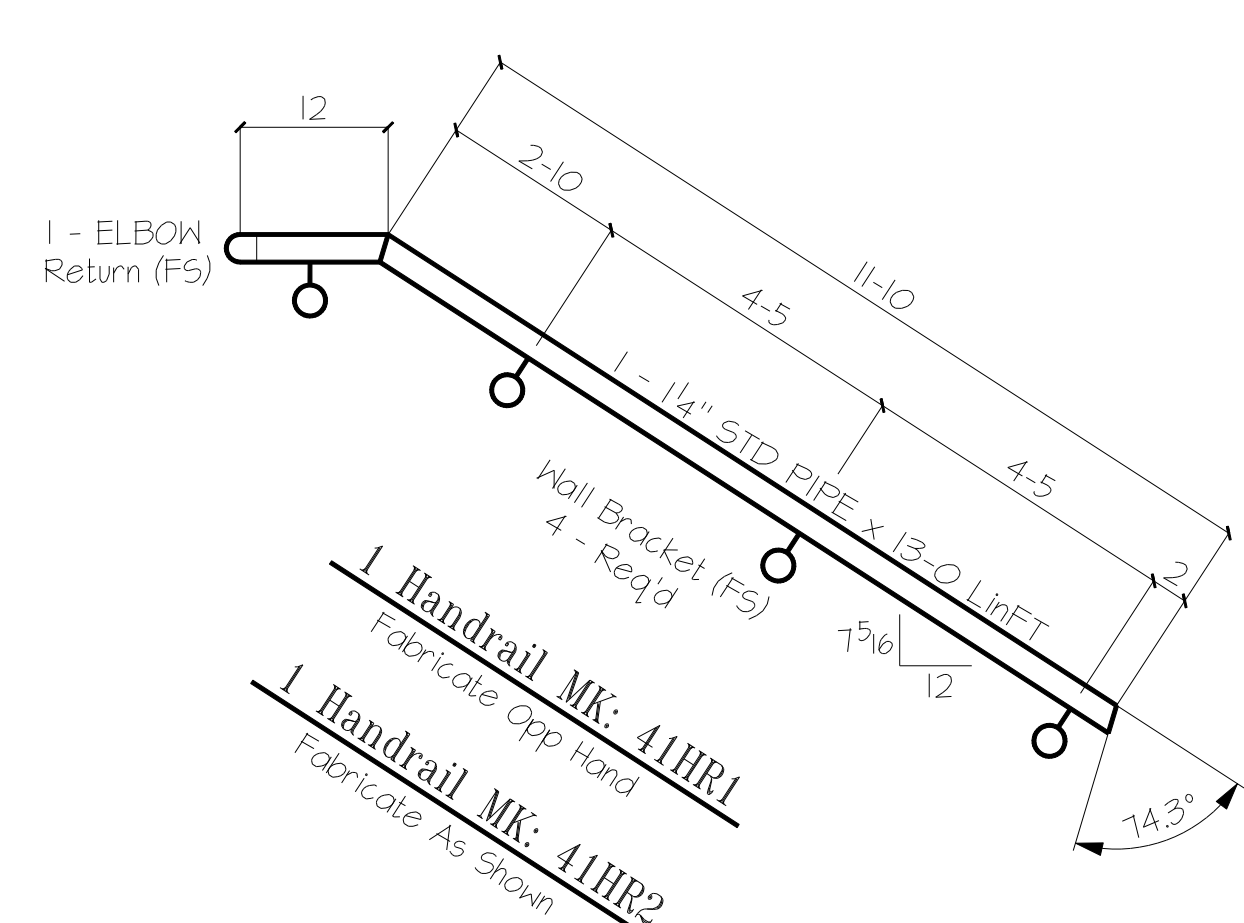
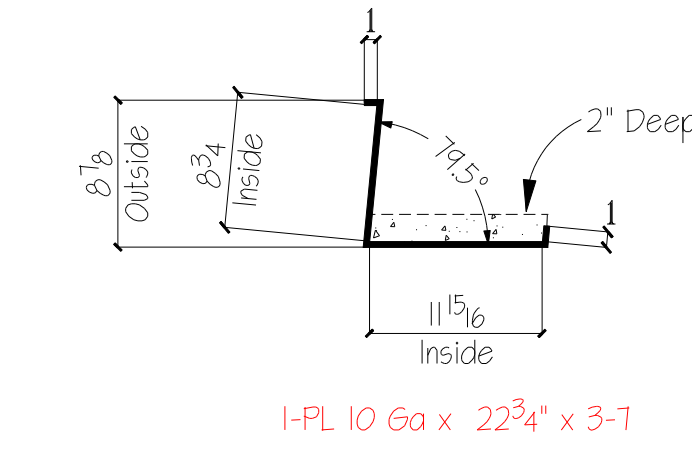
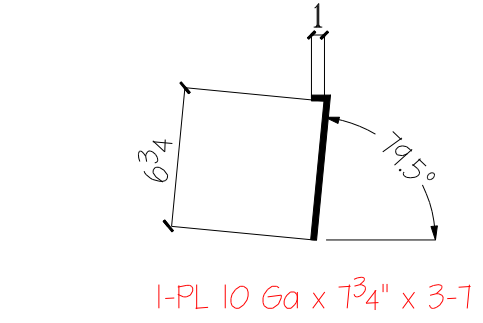
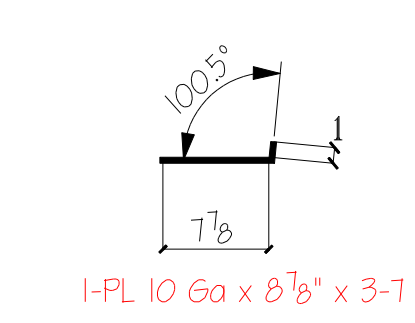
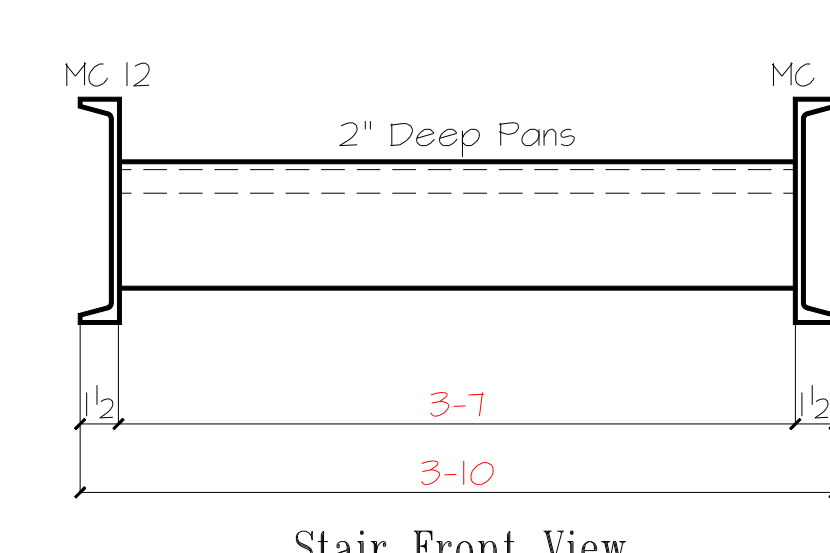
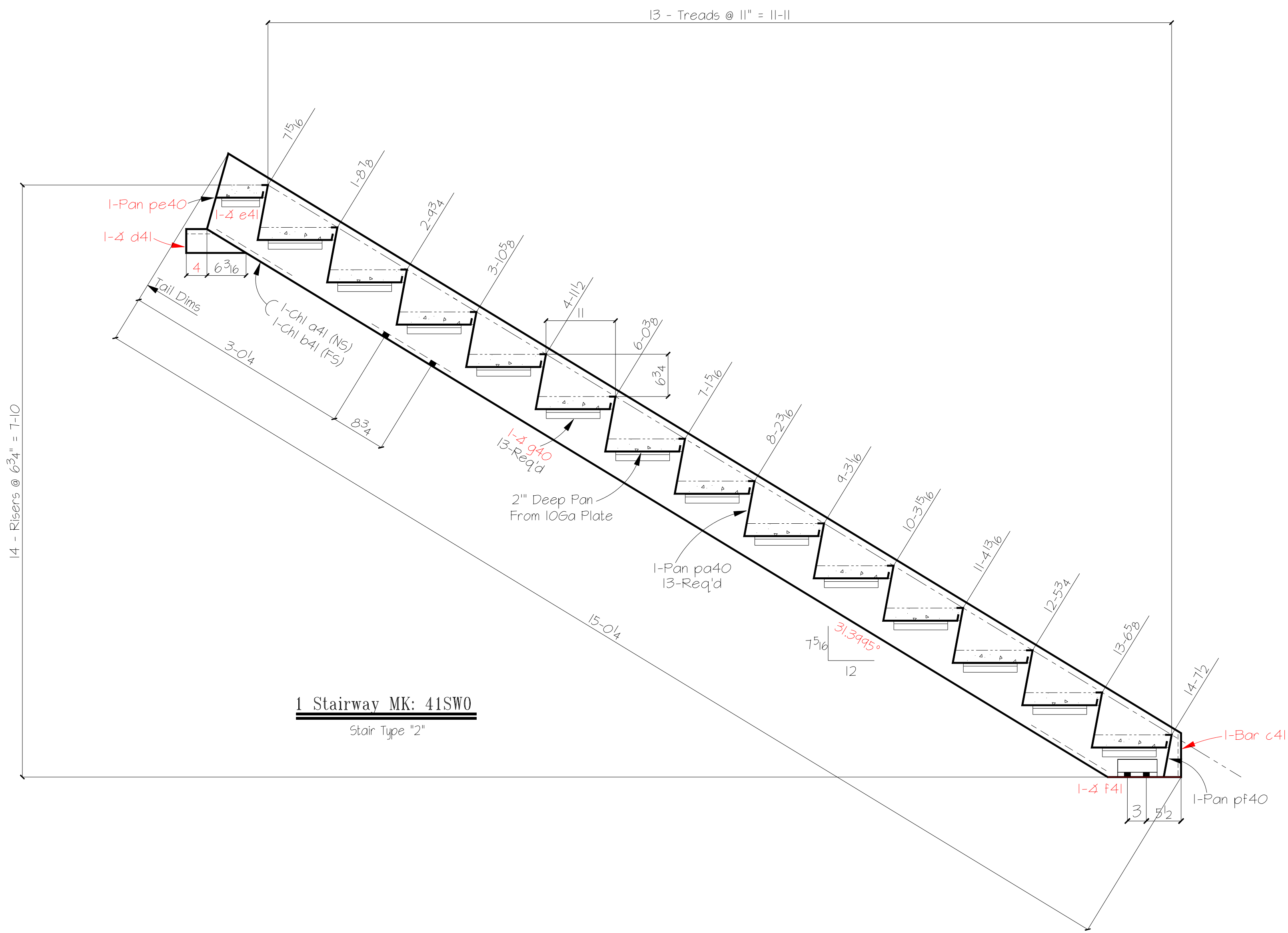


Detail of Bent PL pc40
(1 - Req'd) Per Each 40SW1

- BILL OF MATERIAL -						INSPECTION	
SHIP MK	TEMP MK	QTY	DESCRIPTION	LENGTH	REMARKS	WELDER	FINALE
40SW1		1	Stair Stringer				
	a40	1	MC 12 x 10.6	12-0 1/2	Miter		
	b40	1	MC 12 x 10.6	12-0 1/2	Miter		
	c40	1	MC 12 x 10.6	3-3 3/4	Miter		
	d40	1	MC 12 x 10.6	3-3 3/4	Miter		
	e40	2	Bar 1/4 x 1 1/4	0-5 1/2			
	f40	2	Bar 1/4 x 1 1/4	0-2			
	g40	20	4 1 x 1 x 1/8	0-9 1/2			
	h40	2	4 2 x 2 x 3/16	4-0			
	j40	2	4 2 x 2 x 3/16	2-9			
	k40	1	PL 3/16 x 3-6	4-0			
40P1		1	TS 4 x 4 x 1/4	5-8 1/4			
	s40	1	Bar 1/2 x 5	1-0			
	t40	1	Bar 1/2 x 12	1-0			

Useable Template Mark Letters
 x y z a b c d e f g h i j k l m n o p q r s t u v w x y z
 TSD FN: Selma_Steel.dwg

- DESCRIPTION OF REVISIONS MADE TO DRAWING -		MATERIAL GRADE SHELL BE <u>A36</u> U.N.O.		J&D Steel	
1		WF SHAPES <u>A992</u>	TUBES <u>A500</u>	DETAILS OF <u>Parts Stair # 2</u>	
2		CHANNELS <u>A992</u>	PIPES <u>A501 or A53</u>	CUSTOMER <u>Selma Police Station</u>	
3		COATING <u>One S/C Red Oxide Primer</u>		ARCHITECT <u>Wiginton Hooker</u>	
REVISION DESCRIPTION _____ DATE _____ MADE BY _____ CHK BY _____ SHOPED _____		13/16" OPEN HOLE		PROJECT <u>Selma Police Station</u>	
REF DWG <u>SI 56</u>		1/4" FILLETS		LOCATION <u>Selma Tx 78154</u>	
APPROVAL <u>2-21-09</u> TO SHOP <u>2-8-09</u>		E700XX ELECTRODES		DETAIL DY <u>11-21-08</u>	
				JOB # <u>08018</u>	
				SHEET # <u>D40</u>	



- BILL OF MATERIAL -						INSPECTION	
SHIP MK	TEMP MK	QTY	DESCRIPTION	LENGTH	REMARKS	WELDER	FINALE
41SW1		1	Stair Stringer				
	a41	1	MC 12 x 10.6	15-0 1/4	Miter		
	b41	1	MC 12 x 10.6	15-0 1/4	Miter		
	c41	2	Bar 1/4 x 1 1/4	0-7			
	g40	26	4 1 x 1 x 1/8	0-4 1/2			
	d41	2	4 2 x 2 x 3/8	0-10 3/8	Miter		
	e41	2	4 1 x 1 x 1/8	0-6			
	f41	2	4 3 x 3 x 3/8	0-6			
41HR1		1	1/4" std Pipe	13-Lin Ft			
	wall brk	4	Wall Bracket				
	elbow	1	90° Elbow				
41HR2		1	1/4" std Pipe	13-Lin Ft			
	wall brk	4	Wall Bracket				
	elbow	1	90° Elbow				
41HR3		1	1/4" std Pipe	16-Lin Ft			
	wall brk	5	Wall Bracket				
	elbow	1	90° Elbow				
41HR4		1	1/4" std Pipe	16-Lin Ft			
	wall brk	5	Wall Bracket				
	elbow	1	90° Elbow				
41HR5		2	1/4" std Pipe	4-Lin Ft			
	wall brk	2	Wall Bracket				
41SR1		1	1/4" std Pipe	2-Lin Ft	Ship Less		
	wall brk	1	Wall Bracket				
41A1		4	4 3 x 3 x 3/8	0-4	No Paint		

- DESCRIPTION OF REVISIONS MADE TO DRAWING -			
1			
2			
3			
REVISION DESCRIPTION	DATE	MADE BY	CHK BY SHOPED
REF DWG	S1 56		

MATERIAL GRADE SHELL BE A36 U.N.O.
 WF SHAPES A992 TUBES A500
 CHANNELS A992 PIPES A501 or A53

COATING One S/C Red Oxide Primer

13/16" OPEN HOLE 1/4" FILLETS E700XX ELECTRODES

APPROVAL 2-21-09 TO SHOP 2-8-09

J&D Steel
 DETAILS OF Parts Stair # 2
 CUSTOMER Selma Police Station
 ARCHITECT Wiginton Hooker
 PROJECT Selma Police Station
 LOCATION Selma Tx 78154

DETAIL DY 11-21-08
 JOB # **08018** SHEET # **D41**
 CHK.R tsd 2-8-09

Useable Template Mark Letters
 A-Z a-z 0-9
 TSD File Selma_Stairs.dwg